

SHOPIT ON CLICK

Product Presentation



Dated 5th of Jan, 2021

Shopit On click




Multiple payment gateways

Offers multiple payment gateways to serve your target market



Ready to be used on mobile and it is also integrated with social media sites

Adaptable



Quality customer support

24/7 Help center with online community support, to email technicians, to even custom concierge services



Wide

Covers unlimited products, sales and customers as well as volumes of traffic



User friendly

An intuitive user interface that provides your clients with a fast and convenient shopping experience.

Customized

Custom themes include all the essential features, more functionalities can be added depending on the need.



SHOPIT ON CLICK – KEY SERVICES



ADMINISTRATION

Assists you to
efficiently manage
your business



CUSTOMER

Assist you to
efficiently
manage your
products

Following slides will present detailed demo of each service




SHOPIT ON CLICK – KEY SERVICES



ADMINISTRATION

Assists you to efficiently manage HR



CUSTOMER

Assist you to efficiently manage your products

Following slides will present detailed demo of each service



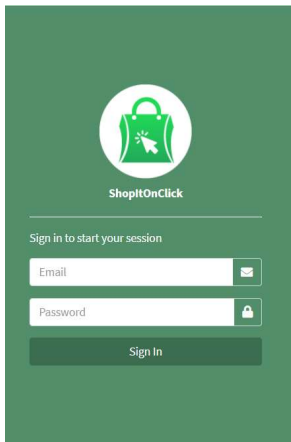
USER JOURNEY - ADMINISTRATION



Login screen

Admin will enter his credential for login.

1



GET STARTED

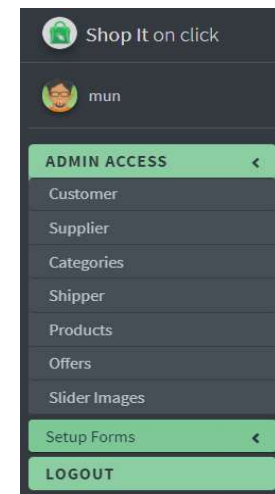
Admin can view and edit

3

2

Home screen with modules

After successful login, admin can view and control different modules such as customer, supplier, categories, shipper, products, offer, slider images and many more.



ADMIN FEATURES



Slider Images



Customer



Offer



Supplier



Products



Categories



What you can do?

Shipper



Actions to perform

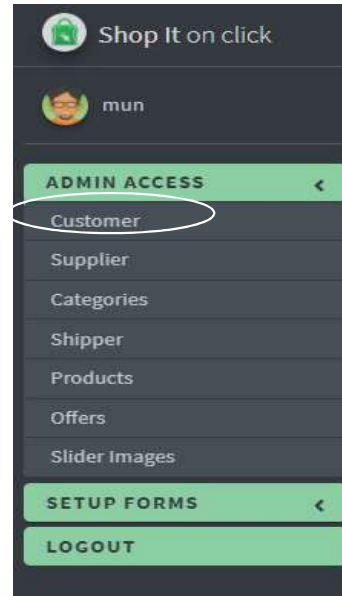
VIEW

ADD NEW

EDIT



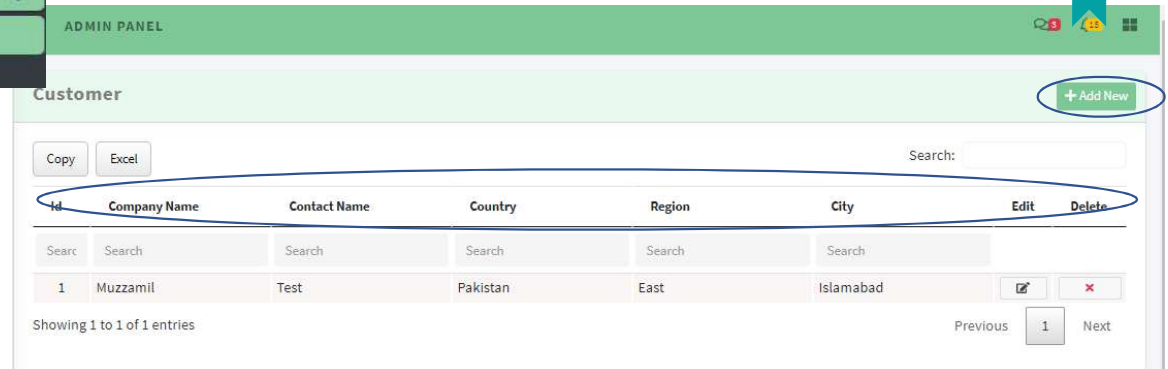
CUSTOMER



TASKS

Admin can **edit, delete or view the customer list** by clicking on the "Customer" from **Admin Access module**.

Admin can create a new customer by clicking on "Add New".



ADMIN PANEL

Customer [+ Add New](#)

Copy Excel Search:

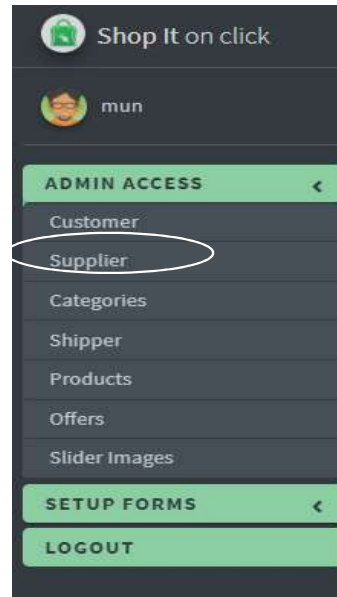
Id	Company Name	Contact Name	Country	Region	City	Edit	Delete
1	Muzzamil	Test	Pakistan	East	Islamabad		

Showing 1 to 1 of 1 entries Previous 1 Next



SUPPLIER

TASKS



Admin can edit, delete and **view all the suppliers list** by clicking on the **"Supplier"** in **Admin Access module**.

Admin can **create a new supplier** by clicking on **"Add New"**.

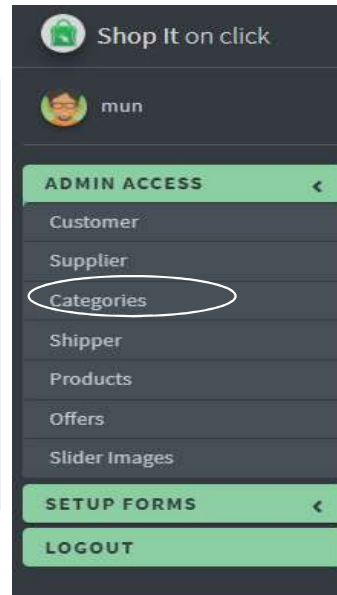
The screenshot shows the 'ADMIN PANEL' header with a search icon, a notification bell with '13', and a window icon. Below the header is the 'Supplier' section with a '+ Add New' button circled in blue. There are 'Copy' and 'Excel' buttons on the left and a 'Search:' input field on the right. A table with columns: Id, Company Name, Contact Name, Country, Region, City, Edit, and Delete is displayed. The first row contains: 1, Nestle, Ayesha, Pakistan, East, Islamabad, Edit, and Delete. Below the table, it says 'Showing 1 to 1 of 1 entries' and has 'Previous', '1', and 'Next' navigation buttons.

Id	Company Name	Contact Name	Country	Region	City	Edit	Delete
1	Nestle	Ayesha	Pakistan	East	Islamabad		



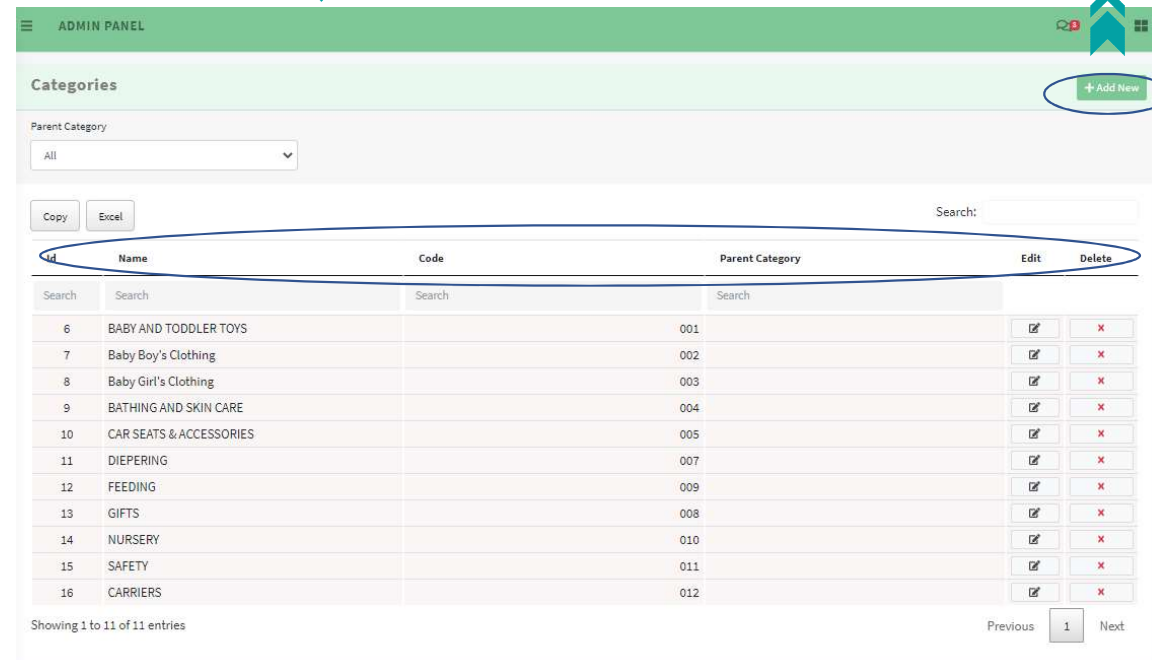
TASKS

CATEGORIES



Admin can edit, delete and **view the Categories list** by clicking on the **"Categories"** in **Admin Access module**.

Admin can **create a new category** by clicking on **"Add New"**.



ADMIN PANEL

Categories + Add New

Parent Category: All

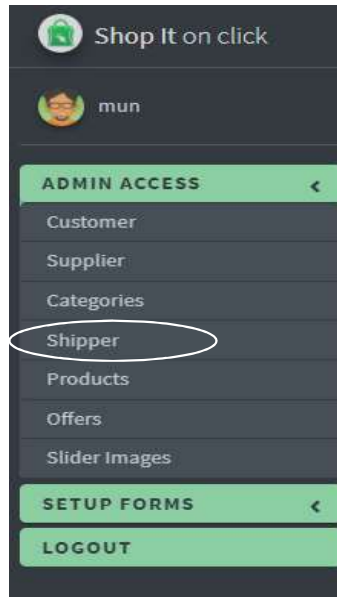
Copy Excel Search:

Id	Name	Code	Parent Category	Edit	Delete
6	BABY AND TODDLER TOYS		001		
7	Baby Boy's Clothing		002		
8	Baby Girl's Clothing		003		
9	BATHING AND SKIN CARE		004		
10	CAR SEATS & ACCESSORIES		005		
11	DIEPERING		007		
12	FEEDING		009		
13	GIFTS		008		
14	NURSERY		010		
15	SAFETY		011		
16	CARRIERS		012		

Showing 1 to 11 of 11 entries

Previous 1 Next

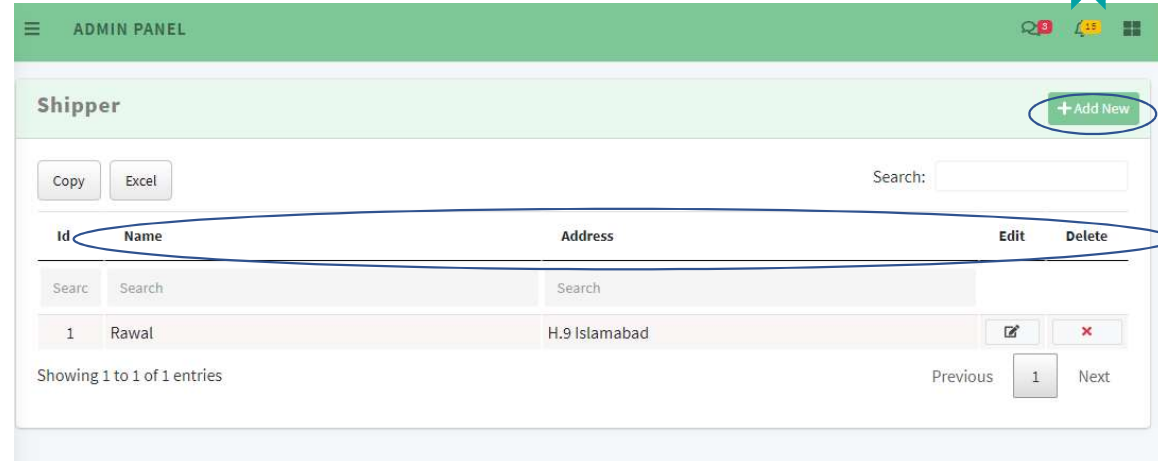
SHIPPER



TASKS

Admin can edit, delete and **view the Shipper list** by clicking on the **"Shipper"** in **Admin Access module**.

Admin can **create a new Shipper details** by clicking on **"Add New"**.



ADMIN PANEL

Shipper

+ Add New

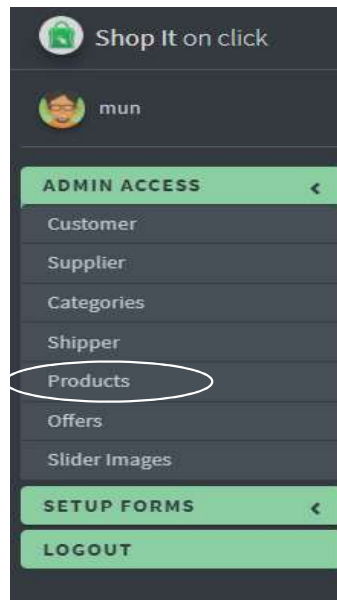
Copy Excel Search:

Id	Name	Address	Edit	Delete
1	Rawal	H.9 Islamabad		

Showing 1 to 1 of 1 entries

Previous 1 Next

PRODUCTS



TASKS



Admin can edit, delete and **view the Product list** by clicking on the **"Products"** in Admin Access module.

Admin can also **create a new product** by clicking on **"Add New"**.

ADMIN PANEL

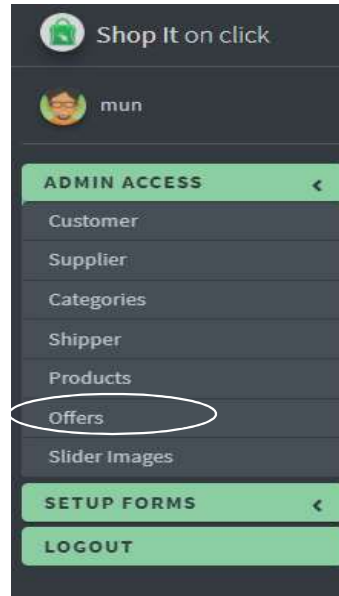
Products [+ Add New](#)

Category: All

Copy Excel Search:

Id	Name	Code	Supplier	Category	Status	Edit	Delete
29	Learning Resources Spike	001	Ayesha	BABY AND TODDLER TOYS	✓		
30	Mega Bloks First Builders Big	002	Ayesha	BABY AND TODDLER TOYS	✓		
31	The First Years Stack Up Cup	004	Ayesha	BABY AND TODDLER TOYS	✓		
32	Nuby Floating Purple Octopus	006	Ayesha	BABY AND TODDLER TOYS	✓		
33	Nuby Ice Gel Teether Keys	005	Ayesha	BABY AND TODDLER TOYS	✓		
34	Sassy Developmental Bumpy Ball	u454545	Ayesha	GIFTS	✓		
35	Aveeno Baby Daily Bathtime	045	Ayesha	GIFTS	✓		
36	Pearhead Newborn Baby	007	Ayesha	GIFTS	✓		
37	O Ball Bright Starts Oball	005	Ayesha	GIFTS	✓		
38	Baby Wipes	002	Ayesha	DIEPERING	✓		
39	Huggies Natural Care	056	Ayesha	DIEPERING	✓		

OFFERS



TASKS

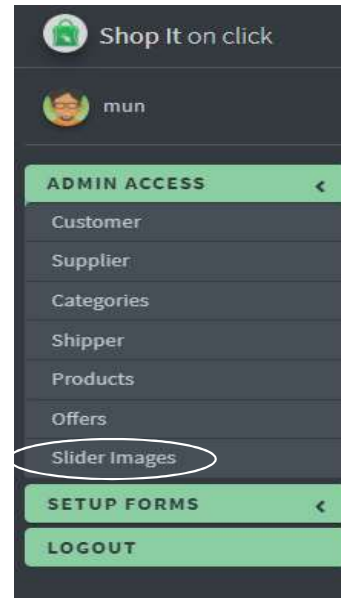
Admin can edit, delete and **view the Offer list** by clicking on the **"Offers"** in **Admin Access** module.

Admin can **create a new offer** by clicking on **"Add New"**.



TASKS

SLIDER IMAGES



Admin can **view the Slider Images** by clicking on the **"Slider Images"** in **Admin Access** module.



Admin can **create a new Slider Image** by clicking on **"Add New"**.



SHOPIT ON CLICK – KEY SERVICES



ADMINISTRATION

Assists you to efficiently manage your business



CUSTOMER

Assist you to efficiently manage your products

Following slides will present detailed demo of each service



USER JOURNEY – CUSTOMER



REGISTER

Customer will register himself

1

Login screen

Customer will enter his credential for login.

2

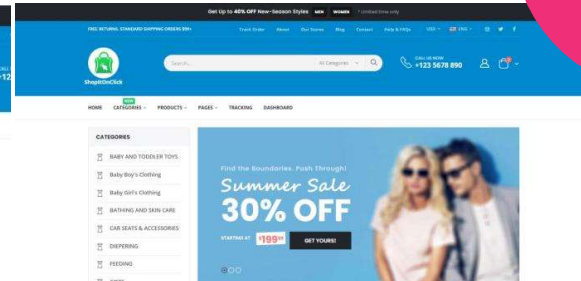
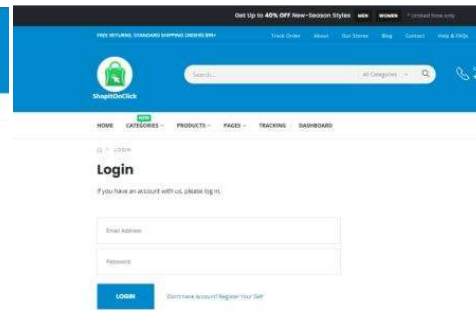
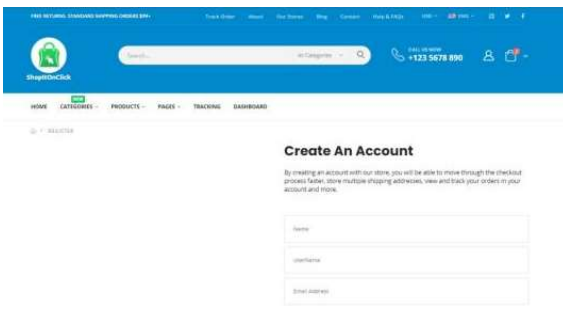
Home screen with modules

After successful login, customer can view categories, view products, tracking, contact us

3

GET STARTED
HR employee can add, view and edit

4



CUSTOMER FEATURES



Actions to perform

VIEW

ADD NEW

EDIT



THANK YOU

ANY QUESTIONS?

Kindly contact at: info@nayelsolutions.com

